

### General information about company

Scrip code	500530
NSE Symbol	BOSCHLTD
MSEI Symbol	NOTLISTED
ISIN	INE323A01026
Name of the company	BOSCH LIMITED
Whether company is SME	No
Class of Security	Equity Shares
Type of report	Quarterly
Quarter Ended / Half year ended/Date of Report (For Prelisting / Allotment)	31-03-2023
Date of allotment / extinguishment (in case Capital Restructuring selected) / Listing Date	
Shareholding pattern filed under	Regulation 31 (1) (b)
Whether the listed entity is Public Sector Undertaking (PSU)?	No

### Declaration

Sr. No.	Particular	Yes/No	Promoter and Promoter Group	Public shareholder	Non Promoter- Non Public
1	Whether the Listed Entity has issued any partly paid up shares?	No	No	No	No
2	Whether the Listed Entity has issued any Convertible Securities ?	No	No	No	No
3	Whether the Listed Entity has issued any Warrants ?	No	No	No	No
4	Whether the Listed Entity has any shares against which depository receipts are issued?	No	No	No	No
5	Whether the Listed Entity has any shares in locked-in?	No	No	No	No
6	Whether any shares held by promoters are pledge or otherwise encumbered?	No	No		
7	Whether company has equity shares with differential voting rights?	No	No	No	No
8	Whether the listed entity has any significant beneficial owner?	No			

**Table VI - Statement showing foreign ownership limits**

<b>Particular</b>	<b>Approved limits (%)</b>	<b>Limits utilized (%)</b>
As on shareholding date	100	74.74
As on the end of previous 1st quarter	100	74.78
As on the end of previous 2nd quarter	100	74.68
As on the end of previous 3rd quarter	100	74.61
As on the end of previous 4th quarter	100	74.54

**Table I - Summary Statement holding of specified securities**

Category (I)	Category of shareholder (II)	Nos. Of shareholders (III)	No. of fully paid up equity shares held (IV)	No. Of Partly paid-up equity shares held (V)	No. Of shares underlying Depository Receipts (VI)	Total nos. shares held (VII) = (IV)+ (V)+ (VI)	Shareholding as a % of total no. of shares (calculated as per SCRR, 1957) (VIII) As a % of (A+B+C2)	Number of Voting Rights held in each class of securities (IX)			
								No of Voting (XIV) Rights			Total as a % of (A+B+C)
								Class eg: X	Class eg:y	Total	
(A)	Promoter & Promoter Group	2	20805224			20805224	70.54	20805224		20805224	70.54
(B)	Public	79454	8688416			8688416	29.46	8688416		8688416	29.46
(C)	Non Promoter-Non Public										
(C1)	Shares underlying DRs										
(C2)	Shares held by Employee Trusts										
	Total	79456	29493640			29493640	100	29493640		29493640	100

**Table I - Summary Statement holding of specified securities**

Category (I)	Category of shareholder (II)	No. Of Shares Underlying Outstanding convertible securities (X)	No. of Shares Underlying Outstanding Warrants (Xi)	No. Of Shares Underlying Outstanding convertible securities and No. Of Warrants (Xi) (a)	Shareholding , as a % assuming full conversion of convertible securities ( as a percentage of diluted share capital) (XI)= (VII)+(X) As a % of (A+B+C2)	Number of Locked in shares (XII)		Number of Shares pledged or otherwise encumbered (XIII)		Number of equity shares held in dematerialized form (XIV)	Sub-categorization of shares		
						No. (a)	As a % of total Shares held (b)	No. (a)	As a % of total Shares held (b)		Sub-category (i)	Sub-category (ii)	Sub-category (iii)
(A)	Promoter & Promoter Group				70.54					20805224			
(B)	Public				29.46					8603585	0	0	0
(C)	Non Promoter-Non Public												
(C1)	Shares underlying DRs												
(C2)	Shares held by Employee Trusts												
	Total				100					29408809	0	0	0

**Table II - Statement showing shareholding pattern of the Promoter and Promoter Group**

Sr.	Category & Name of the Shareholders (I)	Nos. Of shareholders (III)	No. of fully paid up equity shares held (IV)	No. Of Partly paid-up equity shares held (V)	No. Of shares underlying Depository Receipts (VI)	Total nos. shares held (VII) = (IV)+(V)+(VI)	Shareholding as a % of total no. of shares (calculated as per SCRR, 1957) (VIII) As a % of (A+B+C2)	Number of Voting Rights held in each class of securities (IX)			
								No of Voting (XIV) Rights			Total as a % of Total Voting rights
								Class eg: X	Class eg:y	Total	
A	Table II - Statement showing shareholding pattern of the Promoter and Promoter Group										
(1)	Indian										
(d)	Any Other (specify)	1	820900			820900	2.78	820900		820900	2.78
Sub-Total (A)(1)		1	820900			820900	2.78	820900		820900	2.78
(2)	Foreign										
(e)	Any Other (specify)	1	19984324			19984324	67.76	19984324		19984324	67.76
Sub-Total (A)(2)		1	19984324			19984324	67.76	19984324		19984324	67.76
Total Shareholding of Promoter and Promoter Group (A)=(A)(1)+(A)(2)		2	20805224			20805224	70.54	20805224		20805224	70.54
B	Table III - Statement showing shareholding pattern of the Public shareholder										
(1)	Institutions (Domestic)										
(a)	Mutual Funds	118	1589663			1589663	5.39	1589663		1589663	5.39
(c)	Alternate Investment Funds	15	78620			78620	0.27	78620		78620	0.27
(d)	Banks	9	31734			31734	0.11	31734		31734	0.11
(e)	Insurance Companies	30	3149832			3149832	10.68	3149832		3149832	10.68
(f)	Provident Funds/ Pension Funds	10	97236			97236	0.33	97236		97236	0.33
(i)	NBFCs registered with RBI	1	18			18	0	18		18	0
Sub-Total (B)(1)		183	4947103			4947103	16.77	4947103		4947103	16.77
(2)	Institutions (Foreign)										
(d)	Foreign Portfolio Investors Category I	156	1073860			1073860	3.64	1073860		1073860	3.64
(e)	Foreign Portfolio Investors Category II	12	17623			17623	0.06	17623		17623	0.06
Sub-Total (B)(2)		168	1091483			1091483	3.7	1091483		1091483	3.7
(3)	Central Government / State Government(s)										
(4)	Non-institutions										
(f)	Investor Education and Protection Fund (IEPF)	1	38974			38974	0.13	38974		38974	0.13
	Resident										

(g)	Individuals holding nominal share capital up to Rs. 2 lakhs	74441	1928058			1928058	6.54	1928058		1928058	6.54
(h)	Resident Individuals holding nominal share capital in excess of Rs. 2 lakhs	7	242939			242939	0.82	242939		242939	0.82
(i)	Non Resident Indians (NRIs)	3579	146711			146711	0.5	146711		146711	0.5
(j)	Foreign Nationals	4	355			355	0	355		355	0
(l)	Bodies Corporate	1015	258373			258373	0.88	258373		258373	0.88
(m)	Any Other (specify)	56	34420			34420	0.12	34420		34420	0.12
Sub-Total (B)(4)		79103	2649830			2649830	8.98	2649830		2649830	8.98
Total Public Shareholding (B)= (B)(1)+(B)(2)+(B)(3)+(B)(4)		79454	8688416			8688416	29.46	8688416		8688416	29.46
C		Table IV - Statement showing shareholding pattern of the Non Promoter- Non Public shareholder									
Total ( A+B+C2 )		79456	29493640			29493640	100	29493640		29493640	100
Total (A+B+C )		79456	29493640			29493640	100	29493640		29493640	100

**Table II - Statement showing shareholding pattern of the Promoter and Promoter Group**

Sr.	No. Of Shares Underlying Outstanding convertible securities (X)	No. of Shares Underlying Outstanding Warrants (Xi)	No. Of Shares Underlying Outstanding convertible securities and No. Of Warrants (Xi) (a)	Shareholding , as a % assuming full conversion of convertible securities ( as a percentage of diluted share capital) (XI)= (VII)+(X) As a % of (A+B+C2)	Number of Locked in shares (XII)		Number of Shares pledged or otherwise encumbered (XIII)		Number of equity shares held in dematerialized form (XIV)	Sub-categorization of shares		
					No. (a)	As a % of total Shares held (b)	No. (a)	As a % of total Shares held (b)		Sub-category (i)	Sub-category (ii)	Sub-category (iii)
A	Table II - Statement showing shareholding pattern of the Promoter and Promoter Group											
(1)	Indian											
(d)				2.78					820900			
Sub-Total (A) (1)				2.78					820900			
(2)	Foreign											
(e)				67.76					19984324			
Sub-Total (A) (2)				67.76					19984324			
Total Shareholding of Promoter and Promoter Group (A)= (A)(1)+(A)(2)				70.54					20805224			
B	Table III - Statement showing shareholding pattern of the Public shareholder											
(1)	Institutions (Domestic)											
(a)				5.39					1589663	0	0	0
(c)				0.27					78620	0	0	0
(d)				0.11					26844	0	0	0
(e)				10.68					3149582	0	0	0
(f)				0.33					97236	0	0	0
(i)				0					18	0	0	0
Sub-Total (B) (1)				16.77					4941963	0	0	0
(2)	Institutions (Foreign)											
(d)				3.64					1073860	0	0	0
(e)				0.06					17623	0	0	0
Sub-Total (B) (2)				3.7					1091483	0	0	0
(3)	Central Government / State Government(s)											
(4)	Non-institutions											
(f)				0.13					38974	0	0	0
(g)				6.54					1850287	0	0	0
(h)				0.82					242939	0	0	0
(i)				0.5					146251	0	0	0




(j)				0					355	0	0	0
(l)				0.88					256913	0	0	0
(m)				0.12					34420	0	0	0
Sub-Total (B) (4)				8.98					2570139	0	0	0
Total Public Shareholding (B)=(B)(1)+ (B)(2)+(B) (3)+(B)(4)				29.46					8603585	0	0	0
C	Table IV - Statement showing shareholding pattern of the Non Promoter- Non Public shareholder											
Total ( A+B+C2 )				100					29408809			
Total (A+B+C )				100					29408809			

**Any Other (specify)**

Serial No.	1	
Category	Bodies Corporate	<a href="#">Click here to go back</a>
Name of the Shareholders (I)	BOSCH GLOBAL SOFTWARE TECHNOLOGIES PRIVATE LIMITED	
PAN (II)		Total
No. of the Shareholders (I)	1	1
No. of fully paid up equity shares held (IV)	820900	820900
No. Of Partly paid-up equity shares held (V)		
No. Of shares underlying Depository Receipts (VI)		
Total nos. shares held (VII) = (IV)+ (V)+ (VI)	820900	820900
Shareholding as a % of total no. of shares (calculated as per SCRR, 1957) (VIII) As a % of (A+B+C2)	2.78	2.78
<b>Number of Voting Rights held in each class of securities (IX)</b>		
Class eg: X	820900	820900
Class eg:y		
Total	820900	820900
Total as a % of Total Voting rights	2.78	2.78
No. Of Shares Underlying Outstanding convertible securities (X)		
No. of Shares Underlying Outstanding Warrants (Xi)		
No. Of Shares Underlying Outstanding convertible securities and No. Of Warrants (Xi) (a)		
Shareholding , as a % assuming full conversion of convertible securities (as a percentage of diluted share	2.78	2.78


capital) (XI)= (VII)+(X) As a % of (A+B+C2)		
Number of Locked in shares (XII)		
No. (a)		
As a % of total Shares held (b)		
Number of Shares pledged or otherwise encumbered (XIII)		
No. (a)		
As a % of total Shares held (b)		
Number of equity shares held in dematerialized form (XIV)	820900	820900
Reason for not providing PAN		
Reason for not providing PAN		
Shareholder type	Promoter Group	



**Any Other (specify)**

Serial No.	1	2	
Category	Bodies Corporate	Bodies Corporate	
Name of the Shareholders (I)	ROBERT BOSCH INTERNATIONALE BETEILIGUNGEN AG	Robert Bosch Gmbh	<a href="#">Click here to go back</a>
PAN (II)			Total
No. of the Shareholders (I)	1	0	1
No. of fully paid up equity shares held (IV)	19984324	0	19984324
No. Of Partly paid-up equity shares held (V)			
No. Of shares underlying Depository Receipts (VI)			
Total nos. shares held (VII) = (IV)+ (V)+ (VI)	19984324	0	19984324
Shareholding as a % of total no. of shares (calculated as per SCRR, 1957) (VIII) As a % of (A+B+C2)	67.76	0	67.76
<b>Number of Voting Rights held in each class of securities (IX)</b>			
Class eg: X	19984324	0	19984324
Class eg:y			
Total	19984324	0	19984324
Total as a % of Total Voting rights	67.76	0	67.76
No. Of Shares Underlying Outstanding convertible securities (X)			
No. of Shares Underlying Outstanding Warrants (Xi)			
No. Of Shares Underlying Outstanding convertible securities and No. Of Warrants (Xi) (a)			
Shareholding , as a % assuming full conversion of convertible securities (as a percentage of diluted share	67.76	0	67.76


capital) (XI)= (VII)+(X) As a % of (A+B+C2)			
Number of Locked in shares (XII)			
No. (a)			
As a % of total Shares held (b)			0
Number of Shares pledged or otherwise encumbered (XIII)			
No. (a)			
As a % of total Shares held (b)			0
Number of equity shares held in dematerialized form (XIV)	19984324	0	19984324
Reason for not providing PAN			
Reason for not providing PAN			
Shareholder type	Promoter Group	Promoter	



### Insurance Companies

Serial No.	1	2	3	4	
Name of the Shareholders (I)	GENERAL INSURANCE CORPORATION OF INDIA	THE NEW INDIA ASSURANCE COMPANY LIMITED	LIFE INSURANCE CORPORATION OF INDIA	UNITED INDIA INSURANCE COMPANY LIMITED	<a href="#">Click here to go back</a>
PAN (II)	AAACG0615N	AAACN4165C	AAACL0582H	AAACU5552C	Total
No. of fully paid up equity shares held (IV)	884404	658223	573553	311581	2427761
No. Of Partly paid-up equity shares held (V)					
No. Of shares underlying Depository Receipts (VI)					
Total nos. shares held (VII) = (IV)+ (V)+ (VI)	884404	658223	573553	311581	2427761
Shareholding as a % of total no. of shares (calculated as per SCRR, 1957) (VIII) As a % of (A+B+C2)	3	2.23	1.94	1.06	8.23
<b>Number of Voting Rights held in each class of securities (IX)</b>					
Class eg: X	884404	658223	573553	311581	2427761
Class eg:y					
Total	884404	658223	573553	311581	2427761
Total as a % of Total Voting rights	3	2.23	1.94	1.06	8.23
No. Of Shares Underlying Outstanding convertible securities (X)					
No. of Shares Underlying Outstanding Warrants (Xi)					
No. Of Shares Underlying Outstanding convertible securities and No. Of Warrants (Xi) (a)					
Shareholding , as a % assuming full conversion of convertible securities (as a percentage of diluted share capital) (XI)= (VII)+(X) As a % of (A+B+C2)	3	2.23	1.94	1.06	8.23

Number of Locked in shares (XII)					
No. (a)					
As a % of total Shares held (b)					
Number of equity shares held in dematerialized form (XIV)	884404	658223	573303	311581	2427511
Reason for not providing PAN					
Reason for not providing PAN					
Sub-categorization of shares					
Shareholding (No. of shares) under					
Sub-category (i)	0	0	0	0	0
Sub-category (ii)	0	0	0	0	0
Sub-category (iii)	0	0	0	0	0



**Any Other (specify)**

Serial No.	1	2	
Category	Clearing Members	Trusts	
Category / More than 1 percentage	Category	Category	
Name of the Shareholders (I)			<a href="#">Click here to go back</a>
PAN (II)			Total
No. of the Shareholders (I)	26	30	56
No. of fully paid up equity shares held (IV)	21851	12569	34420
No. Of Partly paid-up equity shares held (V)			
No. Of shares underlying Depository Receipts (VI)			
Total nos. shares held (VII) = (IV)+ (V)+ (VI)	21851	12569	34420
Shareholding as a % of total no. of shares (calculated as per SCRR, 1957) (VIII) As a % of (A+B+C2)	0.07	0.04	0.11
<b>Number of Voting Rights held in each class of securities (IX)</b>			
Class eg: X	21851	12569	34420
Class eg:y			
Total	21851	12569	34420
Total as a % of Total Voting rights	0.07	0.04	0.11
No. Of Shares Underlying Outstanding convertible securities (X)			
No. of Shares Underlying Outstanding Warrants (Xi)			
No. Of Shares Underlying Outstanding convertible securities and No. Of Warrants (Xi) (a)			
Shareholding , as a % assuming full conversion of convertible securities (as a			



percentage of diluted share capital) (XI)= (VII)+(X) As a % of (A+B+C2)	0.07	0.04	0.11
Number of Locked in shares (XII)			
No. (a)			
As a % of total Shares held (b)			
Number of equity shares held in dematerialized form (XIV)	21851	12569	34420
Reason for not providing PAN			
Reason for not providing PAN			
Sub-categorization of shares			
Shareholding (No. of shares) under			
Sub-category (i)	0	0	0
Sub-category (ii)	0	0	0
Sub-category (iii)	0	0	0

