

General information about company

| | |
|--|-----------------------|
| Scrip code | 500530 |
| NSE Symbol | BOSCHLTD |
| MSEI Symbol | NOTLISTED |
| ISIN | INE323A01026 |
| Name of the company | BOSCH LIMITED |
| Whether company is SME | No |
| Class of Security | Equity Shares |
| Type of report | Quarterly |
| Quarter Ended / Half year ended/Date of Report (For Prelisting / Allotment) | 30-06-2023 |
| Date of allotment / extinguishment (in case Capital Restructuring selected) / Listing Date | |
| Shareholding pattern filed under | Regulation 31 (1) (b) |
| Whether the listed entity is Public Sector Undertaking (PSU)? | No |

Declaration

| Sr. No. | Particular | Yes/No | Promoter and Promoter Group | Public shareholder | Non Promoter- Non Public |
|---------|--|--------|-----------------------------|--------------------|--------------------------|
| 1 | Whether the Listed Entity has issued any partly paid up shares? | No | No | No | No |
| 2 | Whether the Listed Entity has issued any Convertible Securities ? | No | No | No | No |
| 3 | Whether the Listed Entity has issued any Warrants ? | No | No | No | No |
| 4 | Whether the Listed Entity has any shares against which depository receipts are issued? | No | No | No | No |
| 5 | Whether the Listed Entity has any shares in locked-in? | No | No | No | No |
| 6 | Whether any shares held by promoters are pledge or otherwise encumbered? | No | No | | |
| 7 | Whether company has equity shares with differential voting rights? | No | No | No | No |
| 8 | Whether the listed entity has any significant beneficial owner? | No | | | |

Table VI - Statement showing foreign ownership limits

| Particular | Approved limits (%) | Limits utilized (%) |
|---------------------------------------|----------------------------|----------------------------|
| As on shareholding date | 100 | 74.91 |
| As on the end of previous 1st quarter | 100 | 74.74 |
| As on the end of previous 2nd quarter | 100 | 74.78 |
| As on the end of previous 3rd quarter | 100 | 74.68 |
| As on the end of previous 4th quarter | 100 | 74.61 |

Table I - Summary Statement holding of specified securities

| Category (I) | Category of shareholder (II) | Nos. Of shareholders (III) | No. of fully paid up equity shares held (IV) | No. Of Partly paid-up equity shares held (V) | No. Of shares underlying Depository Receipts (VI) | Total nos. shares held (VII) = (IV)+ (V)+ (VI) | Shareholding as a % of total no. of shares (calculated as per SCRR, 1957) (VIII) As a % of (A+B+C2) | Number of Voting Rights held in each class of securities (IX) | | | |
|--------------|--------------------------------|----------------------------|--|--|---|--|---|---|------------|----------|-------------------------|
| | | | | | | | | No of Voting (XIV) Rights | | | Total as a % of (A+B+C) |
| | | | | | | | | Class eg: X | Class eg:y | Total | |
| (A) | Promoter & Promoter Group | 2 | 20805224 | | | 20805224 | 70.54 | 20805224 | | 20805224 | 70.54 |
| (B) | Public | 77154 | 8688416 | | | 8688416 | 29.46 | 8688416 | | 8688416 | 29.46 |
| (C) | Non Promoter-Non Public | | | | | | | | | | |
| (C1) | Shares underlying DRs | | | | | | | | | | |
| (C2) | Shares held by Employee Trusts | | | | | | | | | | |
| | Total | 77156 | 29493640 | | | 29493640 | 100 | 29493640 | | 29493640 | 100 |

Table I - Summary Statement holding of specified securities

| Category (I) | Category of shareholder (II) | No. Of Shares Underlying Outstanding convertible securities (X) | No. of Shares Underlying Outstanding Warrants (Xi) | No. Of Shares Underlying Outstanding convertible securities and No. Of Warrants (Xi) (a) | Shareholding , as a % assuming full conversion of convertible securities (as a percentage of diluted share capital) (XI)= (VII)+(X) As a % of (A+B+C2) | Number of Locked in shares (XII) | | Number of Shares pledged or otherwise encumbered (XIII) | | Number of equity shares held in dematerialized form (XIV) | Sub-categorization of shares | | |
|--------------|--------------------------------|---|--|--|---|----------------------------------|---------------------------------|---|---------------------------------|---|------------------------------|-------------------|--------------------|
| | | | | | | No. (a) | As a % of total Shares held (b) | No. (a) | As a % of total Shares held (b) | | Sub-category (i) | Sub-category (ii) | Sub-category (iii) |
| (A) | Promoter & Promoter Group | | | | 70.54 | | | | | 20805224 | | | |
| (B) | Public | | | | 29.46 | | | | | 8606065 | 0 | 0 | 0 |
| (C) | Non Promoter-Non Public | | | | | | | | | | | | |
| (C1) | Shares underlying DRs | | | | | | | | | | | | |
| (C2) | Shares held by Employee Trusts | | | | | | | | | | | | |
| | Total | | | | 100 | | | | | 29411289 | 0 | 0 | 0 |

Table II - Statement showing shareholding pattern of the Promoter and Promoter Group

| Sr. | Category & Name of the Shareholders (I) | Nos. Of shareholders (III) | No. of fully paid up equity shares held (IV) | No. Of Partly paid-up equity shares held (V) | No. Of shares underlying Depository Receipts (VI) | Total nos. shares held (VII) = (IV)+(V)+(VI) | Shareholding as a % of total no. of shares (calculated as per SCRR, 1957) (VIII) As a % of (A+B+C2) | Number of Voting Rights held in each class of securities (IX) | | | |
|---|--|----------------------------|--|--|---|--|---|---|------------|----------|-------------------------------------|
| | | | | | | | | No of Voting (XIV) Rights | | | Total as a % of Total Voting rights |
| | | | | | | | | Class eg: X | Class eg:y | Total | |
| A | Table II - Statement showing shareholding pattern of the Promoter and Promoter Group | | | | | | | | | | |
| (1) | Indian | | | | | | | | | | |
| (d) | Any Other (specify) | 1 | 820900 | | | 820900 | 2.78 | 820900 | | 820900 | 2.78 |
| Sub-Total (A)(1) | | 1 | 820900 | | | 820900 | 2.78 | 820900 | | 820900 | 2.78 |
| (2) | Foreign | | | | | | | | | | |
| (e) | Any Other (specify) | 1 | 19984324 | | | 19984324 | 67.76 | 19984324 | | 19984324 | 67.76 |
| Sub-Total (A)(2) | | 1 | 19984324 | | | 19984324 | 67.76 | 19984324 | | 19984324 | 67.76 |
| Total Shareholding of Promoter and Promoter Group (A)=(A)(1)+(A)(2) | | 2 | 20805224 | | | 20805224 | 70.54 | 20805224 | | 20805224 | 70.54 |
| B | Table III - Statement showing shareholding pattern of the Public shareholder | | | | | | | | | | |
| (1) | Institutions (Domestic) | | | | | | | | | | |
| (a) | Mutual Funds | 132 | 1650911 | | | 1650911 | 5.6 | 1650911 | | 1650911 | 5.6 |
| (c) | Alternate Investment Funds | 11 | 81423 | | | 81423 | 0.28 | 81423 | | 81423 | 0.28 |
| (d) | Banks | 9 | 31734 | | | 31734 | 0.11 | 31734 | | 31734 | 0.11 |
| (e) | Insurance Companies | 52 | 3056700 | | | 3056700 | 10.36 | 3056700 | | 3056700 | 10.36 |
| (f) | Provident Funds/ Pension Funds | 10 | 101936 | | | 101936 | 0.35 | 101936 | | 101936 | 0.35 |
| (i) | NBFCs registered with RBI | 1 | 18 | | | 18 | 0 | 18 | | 18 | 0 |
| Sub-Total (B)(1) | | 215 | 4922722 | | | 4922722 | 16.69 | 4922722 | | 4922722 | 16.69 |
| (2) | Institutions (Foreign) | | | | | | | | | | |
| (d) | Foreign Portfolio Investors Category I | 164 | 1137959 | | | 1137959 | 3.86 | 1137959 | | 1137959 | 3.86 |
| (e) | Foreign Portfolio Investors Category II | 7 | 6063 | | | 6063 | 0.02 | 6063 | | 6063 | 0.02 |
| Sub-Total (B)(2) | | 171 | 1144022 | | | 1144022 | 3.88 | 1144022 | | 1144022 | 3.88 |
| (3) | Central Government / State Government(s) | | | | | | | | | | |
| (4) | Non-institutions | | | | | | | | | | |
| (f) | Investor Education and Protection Fund (IEPF) | 1 | 37154 | | | 37154 | 0.13 | 37154 | | 37154 | 0.13 |
| | Resident | | | | | | | | | | |

| | | | | | | | | | | | |
|--|---|---|----------|--|--|----------|-------|----------|--|----------|-------|
| (g) | Individuals holding nominal share capital up to Rs. 2 lakhs | 72227 | 1915988 | | | 1915988 | 6.5 | 1915988 | | 1915988 | 6.5 |
| (h) | Resident Individuals holding nominal share capital in excess of Rs. 2 lakhs | 7 | 242939 | | | 242939 | 0.82 | 242939 | | 242939 | 0.82 |
| (i) | Non Resident Indians (NRIs) | 3513 | 145750 | | | 145750 | 0.49 | 145750 | | 145750 | 0.49 |
| (j) | Foreign Nationals | 4 | 355 | | | 355 | 0 | 355 | | 355 | 0 |
| (l) | Bodies Corporate | 976 | 260181 | | | 260181 | 0.88 | 260181 | | 260181 | 0.88 |
| (m) | Any Other (specify) | 40 | 19305 | | | 19305 | 0.07 | 19305 | | 19305 | 0.07 |
| Sub-Total (B)(4) | | 76768 | 2621672 | | | 2621672 | 8.89 | 2621672 | | 2621672 | 8.89 |
| Total Public Shareholding (B)= (B)(1)+(B)(2)+(B)(3)+(B)(4) | | 77154 | 8688416 | | | 8688416 | 29.46 | 8688416 | | 8688416 | 29.46 |
| C | | Table IV - Statement showing shareholding pattern of the Non Promoter- Non Public shareholder | | | | | | | | | |
| Total (A+B+C2) | | 77156 | 29493640 | | | 29493640 | 100 | 29493640 | | 29493640 | 100 |
| Total (A+B+C) | | 77156 | 29493640 | | | 29493640 | 100 | 29493640 | | 29493640 | 100 |

Table II - Statement showing shareholding pattern of the Promoter and Promoter Group


| Sr. | No. Of Shares Underlying Outstanding convertible securities (X) | No. of Shares Underlying Outstanding Warrants (Xi) | No. Of Shares Underlying Outstanding convertible securities and No. Of Warrants (Xi) (a) | Shareholding , as a % assuming full conversion of convertible securities (as a percentage of diluted share capital) (XI)= (VII)+(X) As a % of (A+B+C2) | Number of Locked in shares (XII) | | Number of Shares pledged or otherwise encumbered (XIII) | | Number of equity shares held in dematerialized form (XIV) | Sub-categorization of shares | | |
|--|--|--|--|---|----------------------------------|---------------------------------|---|---------------------------------|---|------------------------------|-------------------|--------------------|
| | | | | | No. (a) | As a % of total Shares held (b) | No. (a) | As a % of total Shares held (b) | | Sub-category (i) | Sub-category (ii) | Sub-category (iii) |
| A | Table II - Statement showing shareholding pattern of the Promoter and Promoter Group | | | | | | | | | | | |
| (1) | Indian | | | | | | | | | | | |
| (d) | | | | 2.78 | | | | | 820900 | | | |
| Sub-Total (A) (1) | | | | 2.78 | | | | | 820900 | | | |
| (2) | Foreign | | | | | | | | | | | |
| (e) | | | | 67.76 | | | | | 19984324 | | | |
| Sub-Total (A) (2) | | | | 67.76 | | | | | 19984324 | | | |
| Total Shareholding of Promoter and Promoter Group (A)= (A)(1)+(A)(2) | | | | 70.54 | | | | | 20805224 | | | |
| B | Table III - Statement showing shareholding pattern of the Public shareholder | | | | | | | | | | | |
| (1) | Institutions (Domestic) | | | | | | | | | | | |
| (a) | | | | 5.6 | | | | | 1650911 | 0 | 0 | 0 |
| (c) | | | | 0.28 | | | | | 81423 | 0 | 0 | 0 |
| (d) | | | | 0.11 | | | | | 26844 | 0 | 0 | 0 |
| (e) | | | | 10.36 | | | | | 3056450 | 0 | 0 | 0 |
| (f) | | | | 0.35 | | | | | 101936 | 0 | 0 | 0 |
| (i) | | | | 0 | | | | | 18 | 0 | 0 | 0 |
| Sub-Total (B) (1) | | | | 16.69 | | | | | 4917582 | 0 | 0 | 0 |
| (2) | Institutions (Foreign) | | | | | | | | | | | |
| (d) | | | | 3.86 | | | | | 1137959 | 0 | 0 | 0 |
| (e) | | | | 0.02 | | | | | 6063 | 0 | 0 | 0 |
| Sub-Total (B) (2) | | | | 3.88 | | | | | 1144022 | 0 | 0 | 0 |
| (3) | Central Government / State Government(s) | | | | | | | | | | | |
| (4) | Non-institutions | | | | | | | | | | | |
| (f) | | | | 0.13 | | | | | 37154 | 0 | 0 | 0 |
| (g) | | | | 6.5 | | | | | 1840687 | 0 | 0 | 0 |
| (h) | | | | 0.82 | | | | | 242939 | 0 | 0 | 0 |
| (i) | | | | 0.49 | | | | | 145290 | 0 | 0 | 0 |

| | | | | | | | | | | | | |
|---|---|--|--|-------|--|--|--|--|----------|---|---|---|
| (j) | | | | 0 | | | | | 355 | 0 | 0 | 0 |
| (l) | | | | 0.88 | | | | | 258731 | 0 | 0 | 0 |
| (m) | | | | 0.07 | | | | | 19305 | 0 | 0 | 0 |
| Sub-Total (B) (4) | | | | 8.89 | | | | | 2544461 | 0 | 0 | 0 |
| Total Public Shareholding (B)=(B)(1)+ (B)(2)+(B) (3)+(B)(4) | | | | 29.46 | | | | | 8606065 | 0 | 0 | 0 |
| C | Table IV - Statement showing shareholding pattern of the Non Promoter- Non Public shareholder | | | | | | | | | | | |
| Total (A+B+C2) | | | | 100 | | | | | 29411289 | | | |
| Total (A+B+C) | | | | 100 | | | | | 29411289 | | | |

Any Other (specify)

| | | |
|--|--|---------------------------------------|
| Serial No. | 1 | |
| Category | Bodies Corporate | Click here to go back |
| Name of the Shareholders (I) | BOSCH GLOBAL SOFTWARE TECHNOLOGIES PRIVATE LIMITED | |
| PAN (II) | XXXXXXXXXX | Total |
| No. of the Shareholders (I) | 1 | 1 |
| No. of fully paid up equity shares held (IV) | 820900 | 820900 |
| No. Of Partly paid-up equity shares held (V) | | |
| No. Of shares underlying Depository Receipts (VI) | | |
| Total nos. shares held (VII) = (IV)+ (V)+ (VI) | 820900 | 820900 |
| Shareholding as a % of total no. of shares (calculated as per SCRR, 1957) (VIII) As a % of (A+B+C2) | 2.78 | 2.78 |
| Number of Voting Rights held in each class of securities (IX) | | |
| Class eg: X | 820900 | 820900 |
| Class eg:y | | |
| Total | 820900 | 820900 |
| Total as a % of Total Voting rights | 2.78 | 2.78 |
| No. Of Shares Underlying Outstanding convertible securities (X) | | |
| No. of Shares Underlying Outstanding Warrants (Xi) | | |
| No. Of Shares Underlying Outstanding convertible securities and No. Of Warrants (Xi) (a) | | |
| Shareholding , as a % assuming full conversion of convertible securities (as a percentage of diluted share | 2.78 | 2.78 |

| | | |
|--|----------------|--------|
| capital) (XI)= (VII)+(X) As a % of (A+B+C2) | | |
| Number of Locked in shares (XII) | | |
| No. (a) | | |
| As a % of total Shares held (b) | | |
| Number of Shares pledged or otherwise encumbered (XIII) | | |
| No. (a) | | |
| As a % of total Shares held (b) | | |
| Number of equity shares held in dematerialized form (XIV) | 820900 | 820900 |
| Reason for not providing PAN | | |
| Reason for not providing PAN | | |
| Shareholder type | Promoter Group | |



Any Other (specify)


| | | | |
|--|--|-------------------|---------------------------------------|
| Serial No. | 1 | 2 | |
| Category | Bodies Corporate | Bodies Corporate | |
| Name of the Shareholders (I) | ROBERT BOSCH INTERNATIONALE BETEILIGUNGEN AG | Robert Bosch Gmbh | Click here to go back |
| PAN (II) | XXXXXXXXXX | XXXXXXXXXX | Total |
| No. of the Shareholders (I) | 1 | 0 | 1 |
| No. of fully paid up equity shares held (IV) | 19984324 | 0 | 19984324 |
| No. Of Partly paid-up equity shares held (V) | | | |
| No. Of shares underlying Depository Receipts (VI) | | | |
| Total nos. shares held (VII) = (IV)+ (V)+ (VI) | 19984324 | 0 | 19984324 |
| Shareholding as a % of total no. of shares (calculated as per SCRR, 1957) (VIII) As a % of (A+B+C2) | 67.76 | 0 | 67.76 |
| Number of Voting Rights held in each class of securities (IX) | | | |
| Class eg: X | 19984324 | 0 | 19984324 |
| Class eg:y | | | |
| Total | 19984324 | 0 | 19984324 |
| Total as a % of Total Voting rights | 67.76 | 0 | 67.76 |
| No. Of Shares Underlying Outstanding convertible securities (X) | | | |
| No. of Shares Underlying Outstanding Warrants (Xi) | | | |
| No. Of Shares Underlying Outstanding convertible securities and No. Of Warrants (Xi) (a) | | | |
| Shareholding , as a % assuming full conversion of convertible securities (as a percentage of diluted share | 67.76 | 0 | 67.76 |

| | | | |
|--|----------------|----------|----------|
| capital) (XI)= (VII)+(X) As a % of (A+B+C2) | | | |
| Number of Locked in shares (XII) | | | |
| No. (a) | | | |
| As a % of total Shares held (b) | | | 0 |
| Number of Shares pledged or otherwise encumbered (XIII) | | | |
| No. (a) | | | |
| As a % of total Shares held (b) | | | 0 |
| Number of equity shares held in dematerialized form (XIV) | 19984324 | 0 | 19984324 |
| Reason for not providing PAN | | | |
| Reason for not providing PAN | | | |
| Shareholder type | Promoter Group | Promoter | |

Mutual Funds

| | | |
|--|------------------------------------|---------------------------------------|
| Serial No. | 1 | |
| Name of the Shareholders (I) | Kotak Mutual Funds -Various Scheme | Click here to go back |
| PAN (II) | XXXXXXXXXX | Total |
| No. of fully paid up equity shares held (IV) | 365711 | 365711 |
| No. Of Partly paid-up equity shares held (V) | | |
| No. Of shares underlying Depository Receipts (VI) | | |
| Total nos. shares held (VII) = (IV)+ (V)+ (VI) | 365711 | 365711 |
| Shareholding as a % of total no. of shares (calculated as per SCRR, 1957) (VIII) As a % of (A+B+C2) | 1.24 | 1.24 |
| Number of Voting Rights held in each class of securities (IX) | | |
| Class eg: X | 365711 | 365711 |
| Class eg:y | | |
| Total | 365711 | 365711 |
| Total as a % of Total Voting rights | 1.24 | 1.24 |
| No. Of Shares Underlying Outstanding convertible securities (X) | | |
| No. of Shares Underlying Outstanding Warrants (Xi) | | |
| No. Of Shares Underlying Outstanding convertible securities and No. Of Warrants (Xi) (a) | | |
| Shareholding , as a % assuming full conversion of convertible securities (as a percentage of diluted share capital) (XI)= (VII)+(X) As a % of (A+B+C2) | 1.24 | 1.24 |
| Number of Locked in shares (XII) | | |


| | | |
|---|--------|--------|
| No. (a) | | |
| As a % of total Shares held (b) | | |
| Number of equity shares held in dematerialized form (XIV) | 365711 | 365711 |
| Reason for not providing PAN | | |
| Reason for not providing PAN | | |
| Sub-categorization of shares | | |
| Shareholding (No. of shares) under | | |
| Sub-category (i) | 0 | 0 |
| Sub-category (ii) | 0 | 0 |
| Sub-category (iii) | 0 | 0 |



Insurance Companies

| Serial No. | 1 | 2 | 3 | 4 | |
|--|--|---|-------------------------------------|--|---------------------------------------|
| Name of the Shareholders (I) | GENERAL INSURANCE CORPORATION OF INDIA | THE NEW INDIA ASSURANCE COMPANY LIMITED | LIFE INSURANCE CORPORATION OF INDIA | UNITED INDIA INSURANCE COMPANY LIMITED | Click here to go back |
| PAN (II) | XXXXXXXXXX | XXXXXXXXXX | XXXXXXXXXX | XXXXXXXXXX | Total |
| No. of fully paid up equity shares held (IV) | 877873 | 657626 | 548553 | 298028 | 2382080 |
| No. Of Partly paid-up equity shares held (V) | | | | | |
| No. Of shares underlying Depository Receipts (VI) | | | | | |
| Total nos. shares held (VII) = (IV)+ (V)+ (VI) | 877873 | 657626 | 548553 | 298028 | 2382080 |
| Shareholding as a % of total no. of shares (calculated as per SCRR, 1957) (VIII) As a % of (A+B+C2) | 2.98 | 2.23 | 1.86 | 1.01 | 8.08 |
| Number of Voting Rights held in each class of securities (IX) | | | | | |
| Class eg: X | 877873 | 657626 | 548553 | 298028 | 2382080 |
| Class eg:y | | | | | |
| Total | 877873 | 657626 | 548553 | 298028 | 2382080 |
| Total as a % of Total Voting rights | 2.98 | 2.23 | 1.86 | 1.01 | 8.08 |
| No. Of Shares Underlying Outstanding convertible securities (X) | | | | | |
| No. of Shares Underlying Outstanding Warrants (Xi) | | | | | |
| No. Of Shares Underlying Outstanding convertible securities and No. Of Warrants (Xi) (a) | | | | | |
| Shareholding , as a % assuming full conversion of convertible securities (as a percentage of diluted share capital) (XI)= (VII)+(X) As a % of (A+B+C2) | 2.98 | 2.23 | 1.86 | 1.01 | 8.08 |

| Number of Locked in shares (XII) | | | | | |
|---|--------|--------|--------|--------|---------|
| No. (a) | | | | | |
| As a % of total Shares held (b) | | | | | |
| Number of equity shares held in dematerialized form (XIV) | 877873 | 657626 | 548303 | 298028 | 2381830 |
| Reason for not providing PAN | | | | | |
| Reason for not providing PAN | | | | | |
| Sub-categorization of shares | | | | | |
| Shareholding (No. of shares) under | | | | | |
| Sub-category (i) | 0 | 0 | 0 | 0 | 0 |
| Sub-category (ii) | 0 | 0 | 0 | 0 | 0 |
| Sub-category (iii) | 0 | 0 | 0 | 0 | 0 |



Any Other (specify)

| | | | |
|---|------------------|----------|---------------------------------------|
| Serial No. | 1 | 2 | |
| Category | Clearing Members | Trusts | |
| Category / More than 1 percentage | Category | Category | |
| Name of the Shareholders (I) | | | Click here to go back |
| PAN (II) | | | Total |
| No. of the Shareholders (I) | 11 | 29 | 40 |
| No. of fully paid up equity shares held (IV) | 2362 | 16943 | 19305 |
| No. Of Partly paid-up equity shares held (V) | | | |
| No. Of shares underlying Depository Receipts (VI) | | | |
| Total nos. shares held (VII) = (IV)+ (V)+ (VI) | 2362 | 16943 | 19305 |
| Shareholding as a % of total no. of shares (calculated as per SCRR, 1957) (VIII) As a % of (A+B+C2) | 0.01 | 0.06 | 0.07 |
| Number of Voting Rights held in each class of securities (IX) | | | |
| Class eg: X | 2362 | 16943 | 19305 |
| Class eg:y | | | |
| Total | 2362 | 16943 | 19305 |
| Total as a % of Total Voting rights | 0.01 | 0.06 | 0.07 |
| No. Of Shares Underlying Outstanding convertible securities (X) | | | |
| No. of Shares Underlying Outstanding Warrants (Xi) | | | |
| No. Of Shares Underlying Outstanding convertible securities and No. Of Warrants (Xi) (a) | | | |
| Shareholding , as a % assuming full conversion of convertible securities (as a | | | |

| | | | |
|---|------|-------|-------|
| percentage of diluted share capital) (XI)= (VII)+(X) As a % of (A+B+C2) | 0.01 | 0.06 | 0.07 |
| Number of Locked in shares (XII) | | | |
| No. (a) | | | |
| As a % of total Shares held (b) | | | |
| Number of equity shares held in dematerialized form (XIV) | 2362 | 16943 | 19305 |
| Reason for not providing PAN | | | |
| Reason for not providing PAN | | | |
| Sub-categorization of shares | | | |
| Shareholding (No. of shares) under | | | |
| Sub-category (i) | 0 | 0 | 0 |
| Sub-category (ii) | 0 | 0 | 0 |
| Sub-category (iii) | 0 | 0 | 0 |

